


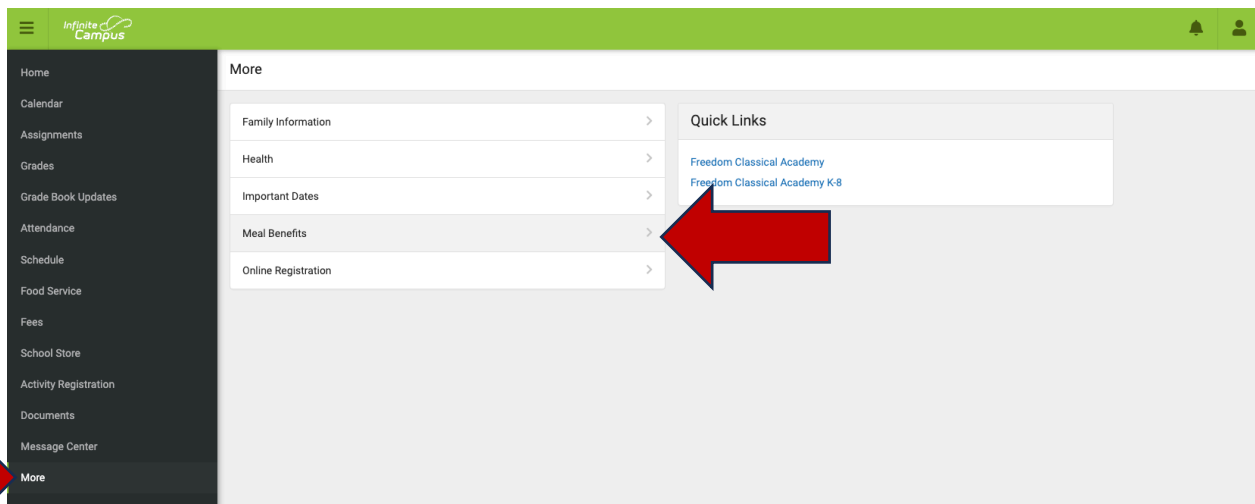
Instrucciones de solicitud gratis y a precio reducido

Inicie sesión en Infinite Campus, portal para padres:

https://nspcsa.infinitecampus.org/campus/portal/parents/freedom_classical.jsp?status=logoff

Después de iniciar sesión, seleccione: Más, Beneficios de comidas, Solicitud de beneficios de comidas

NOTA: Estudiantes nuevos, esperen hasta la primera semana en el campus para obtener un inicio de sesión.



Pasos de la solicitud

Paso 1 de 12

Lea la "Carta al hogar". Esto es informativo. Una vez que haya terminado, seleccione "Siguiete" para continuar.

Paso 2 de 12

Lea detenidamente "Cómo solicitar comidas para estudiantes gratuitas o a precio reducido". Esto es informativo. Una vez que haya terminado, seleccione "Siguiete" para continuar.

Paso 3 de 12

Usted está confirmando los elementos en rojo a continuación, incluida la persona que completa la solicitud y la dirección del hogar. Una vez que haya terminado, seleccione "Siguiente" para continuar.

Signer Confirmation (Step 3 of 12)

Please review the application signer's name and household address below. Confirm you are the person signing this online application by selecting 'Next'. Select 'Quit' if you are not this person or if you do not wish to continue.

[REDACTED], you have been identified as the household member signing this Meal Benefits Application.

You are applying for meal benefits for all household members living at the address below. If the address is incorrect, please contact your child(ren)'s school to request a change.

Primary Address:
[REDACTED]
[REDACTED]

Paso 4 de 12

Usted está confirmando a los miembros del hogar aquí al seleccionar la casilla "Miembro del hogar". Si alguien no aparece en la lista, seleccione la casilla "Agregar miembro del hogar" para agregarlo. Si figura alguien en la lista que ya no vive en el hogar, simplemente NO seleccione la casilla "Miembro del hogar" al lado de su nombre. Una vez que haya terminado, seleccione "Siguiente" para continuar.

Household Members (Step 4 of 12)

Household Members are listed below. You must confirm each person living in your household by selecting the check box next to their name. If a person listed below is no longer living in your household, do not check the box next to their name. If there are persons missing from your household you will need to add them by selecting the 'Add Household Member' button. You are not allowed to edit existing household member information or uncheck the application signer. After you have identified and/or added household members select 'Next' to continue.

[REDACTED]	SIGNER	<input type="checkbox"/> Household Member
[REDACTED]		<input checked="" type="checkbox"/> Household Member
[REDACTED]	Freedom Classical Academy K-8 (05)	<input checked="" type="checkbox"/> Household Member
[REDACTED]		<input checked="" type="checkbox"/> Household Member

Paso 5 de 12





Si algún miembro del hogar recibe beneficios (SNAP, TANF o FDPIR), aquí es donde debe seleccionar "Sí" e ingresar el número de caso. Si nadie recibe beneficios, seleccione "No". Una vez que haya terminado, seleccione "Siguiete" para continuar.

Paso 6 de 12

Aquí seleccionará la casilla "Niño" si alguien en el hogar enumerado tiene 18 años o menos Y recibe apoyo con los ingresos del hogar. Además, seleccione la casilla "Estudiante" si alguien en el hogar enumerado es un estudiante actualmente matriculado en Freedom Classical Academy. Una vez que haya terminado, seleccione "Siguiete" para continuar.

Children (Step 6 of 12)

Child Members of the household must be confirmed by selecting the check box next to their name. Children are those members age 18 or under AND are supported with the household's income. After you have identified each child member, select 'Next'.

	<input type="checkbox"/> Child	<input type="checkbox"/> Student
	<input type="checkbox"/> Child	<input type="checkbox"/> Student
 Freedom Classical Academy K-8 (05)	<input checked="" type="checkbox"/> Child	<input checked="" type="checkbox"/> Student
	<input checked="" type="checkbox"/> Child	<input type="checkbox"/> Student

Paso 7 de 12

Confirme aquí cualquier niño que sea hijo de crianza. Nota: Tendrá que ingresar los ingresos recibidos si algún niño es identificado como hijo de crianza. Una vez que haya terminado, seleccione "Siguiete" para continuar.

Paso 8 de 12

Confirme cualquier estudiante que sea migrante, sin hogar o fugitivo. Una vez que haya terminado, seleccione "Siguiete" para continuar.

Paso 9 de 12

Aquí ingresa los ingresos de cada miembro del hogar seleccionando la casilla "Agregar ingresos" o marca la casilla "Sin ingresos" si un miembro del hogar no tiene contribución de ingresos.

Consulte la "Carta al hogar" del paso 1 si tiene preguntas sobre cómo declarar ingresos. Nota: Como regla general, los ingresos se declaran como ingresos brutos y NO como ingresos netos. Una vez que haya terminado, seleccione "Siguiete" para continuar.

Paso 10 de 12

Revisa todo. Si encuentra algo que deba actualizarse, seleccione "Anterior" para regresar al proceso de solicitud. Si todo está correcto, selecciona "Siguiete" para continuar.

Paso 11 de 12

Ingrese los últimos 4 números de Seguro Social o seleccione "No tengo un Número de Seguro Social", luego marque el origen étnico y la raza. Para completar la solicitud, deberá seleccionar "Sí" para aceptar, luego "Firmar" y "Enviar" la solicitud. Si decide "rechazar" la firma de la solicitud, deberá reiniciar el proceso de solicitud o completar una solicitud en papel.

Authorization (Step 11 of 12)

You must respond and read the authorization statement below. By selecting 'Accept' you agree to the authorization statement and you will be taken to the Electronic Signature PIN entry screen to submit the application.

By selecting 'Decline' you do not agree to the authorization statement, the application will be cancelled and your information will no longer be available. If you choose to 'Decline' you may enter another application at any time.

Social Security Number

The income section of this application has been filled out. You are required to provide the last four digits of your SSN. Please enter the last four digits of your SSN or mark the "I do not have a SSN" box.

One option is required. *

SSN ###-##-####

I do not have a SSN

Ethnicity (check one)

Hispanic or Latino

Not Hispanic or Latino

No Response

Race (check one or more)

American Indian or Alaska Native

Asian

Black or African American

Native Hawaiian or Other Pacific Islander

White

Authorization Statement

I certify (promise) that all information on this application is true and that all income (if required) is reported. I understand that the school will receive Federal funds based on the information I provide. I understand that school officials may verify (check) the information. I understand that if I purposely provide false information, my children may lose benefits, and I may be prosecuted.

I Agree *

No

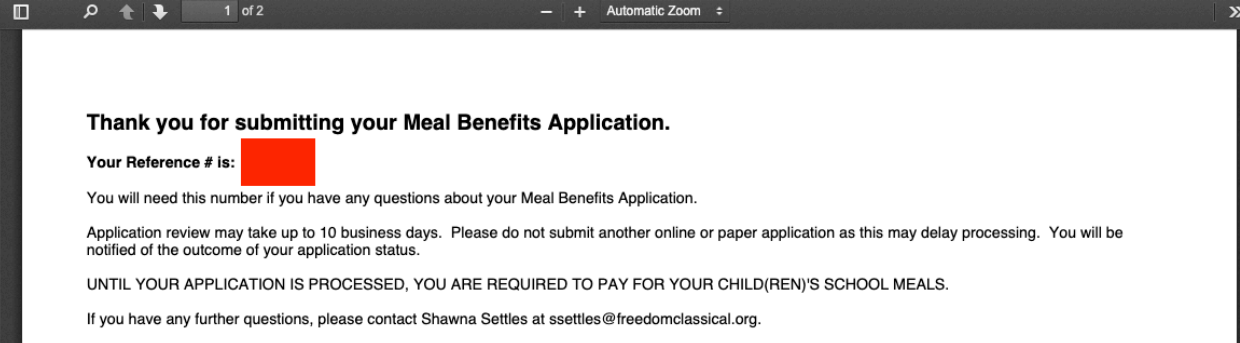
Yes

Paso 12 de 12

Esto le proporciona el número de referencia y la información resumida.

Submitted (Step 12 of 12)

Your application has been submitted. Please print this page for your records. This will include the information you provided on your application. A submission notice and final summary report has also been sent to your Portal Process Inbox. You may 'Quit' or safely close out of the application at this time.



Thank you for submitting your Meal Benefits Application.

Your Reference # is: [REDACTED]

You will need this number if you have any questions about your Meal Benefits Application.


Application review may take up to 10 business days. Please do not submit another online or paper application as this may delay processing. You will be notified of the outcome of your application status.

UNTIL YOUR APPLICATION IS PROCESSED, YOU ARE REQUIRED TO PAY FOR YOUR CHILD(REN)'S SCHOOL MEALS.

If you have any further questions, please contact Shawna Settles at ssettles@freedomclassical.org.

Submitted (Step 12 of 12)

Your application has been submitted. Please print this page for your records. This will include the information you provided on your application. A submission notice and final summary report has also been sent to your Portal Process Inbox. You may 'Quit' or safely close out of the application at this time.



Meal Benefits Application Report

Fin de los pasos de la solicitud

Para ver el estado de su solicitud en línea, consulte Centro de mensajes y Bandeja de entrada.

Una vez que haya enviado su solicitud, aparecerá el siguiente mensaje en la bandeja de entrada del Centro de mensajes. Haga clic en el mensaje, puede imprimir o guardar la carta como referencia.

Message Center

Announcements | **Inbox**

- Your Meal Benefits Application has been processed
07/11/2024 >
- Your Meal Benefits Application has been submitted for processing.
07/10/2024 >

Application Submitted

nspcsa.infinitecampus.org/campus/portal/posMessage.xsl?x=fram.FRAMLeterTemplate-letterForm

Message Delete

Thank you for submitting your Meal Benefits Application.

Your Reference # is: [Redacted]

You will need this number if you have any questions about your Meal Benefits Application.

Application review may take up to 10 business days. Please do not submit another online or paper application as this may delay processing. You will be notified of the outcome of your application status.

UNTIL YOUR APPLICATION IS PROCESSED, YOU ARE REQUIRED TO PAY FOR YOUR CHILD(REN)'S SCHOOL MEALS.

If you have any further questions, please contact Shawna Settles at ssettles@freedomclassical.org.

Print Report

Una vez que su solicitud haya sido procesada (esto ocurrirá dentro de los 10 días hábiles posteriores al envío), aparecerá el siguiente mensaje en la bandeja de entrada del Centro de mensajes. Haga clic en el mensaje, puede imprimir o guardar la carta como referencia.

Message Center

Announcements | **Inbox**

- Your Meal Benefits Application has been processed
07/11/2024 >
- Your Meal Benefits Application has been submitted for processing.
07/10/2024 >

Message

Delete

Subject: Your Meal Benefits Application has been processed

Date: 07/11/2024

Message:

Your Meal Benefits Application has been processed. Select 'Print Letter' for a PDF of the Approval/Denial Letter to explain the outcome of your application.

If you do not agree with the outcome of your application, you may discuss it with a school official, Shawna Settles at ssettles@freedomclassical.org. If you wish to review the decision further you have a right to a fair hearing. This can be done by contacting Jeremy Christensen at jchristensen@freedomclassical.org.

Print Letter